

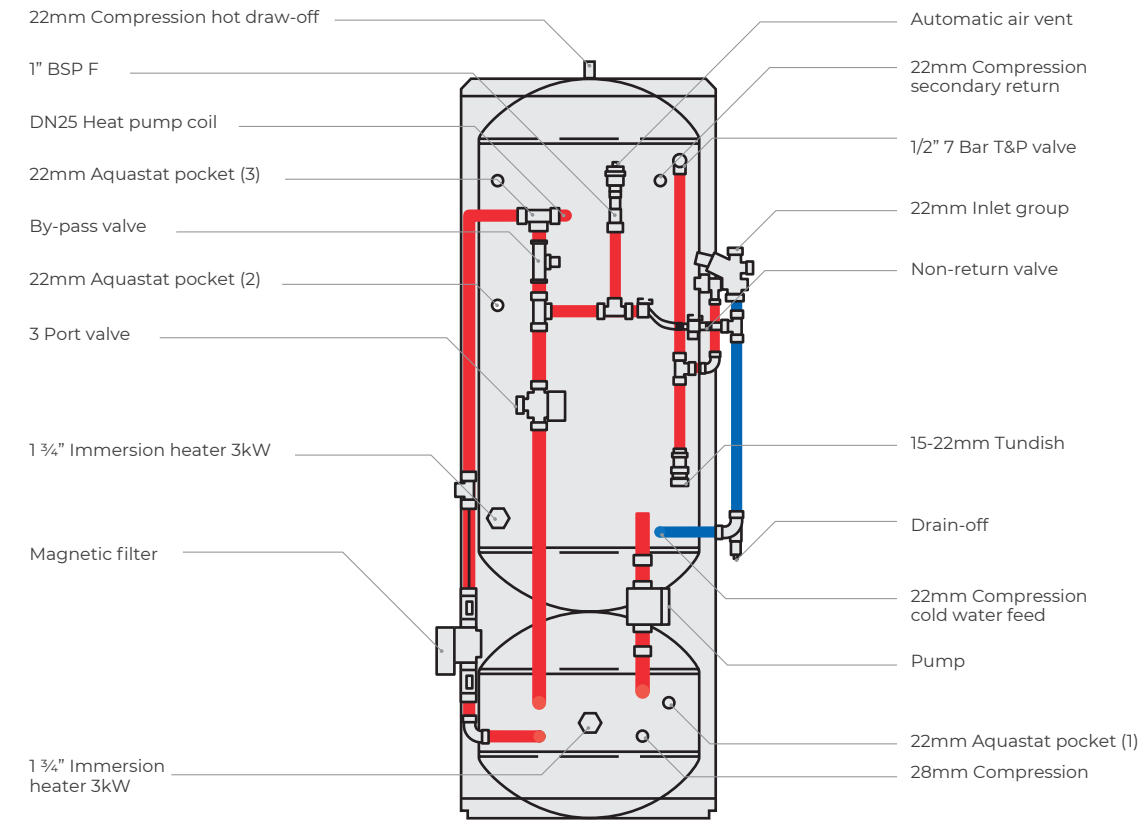
# SPECIFICATIONS

MONO | EV-THERM R32 HEAT PUMPS

Outdoor unit model <b>ECO -</b>		V4W/ D2N8-B	V6W/ D2N8-B	V8W/ D2N8-B	V10W/ D2N8-B	V12W/ D2N8-B	V14W/ D2N8-B	V16W/ D2N8-B	V12W/ D2RN8-B	V14W/ D2RN8-B	V16W/ D2RN8-B			
Power supply	V/Ph/Hz	220-240/1/50						380-415/3/50						
Heating <sup>1</sup>	Capacity	kW	4.20	6.35	8.40	10.0	12.1	14.5	15.9	12.1	14.5	15.9		
	Rated input	kW	0.82	1.28	1.63	2.02	2.44	3.15	3.53	2.44	3.15	3.53		
	COP		5.10	4.95	5.15	4.95	4.95	4.60	4.50	4.95	4.60	4.50		
Heating <sup>2</sup>	Capacity	kW	4.30	6.30	8.10	10.0	12.3	14.1	16.0	12.3	14.1	16.0		
	Rated input	kW	1.13	1.70	2.10	2.67	3.32	3.92	4.57	3.32	3.92	4.57		
	COP		3.80	3.70	3.85	3.75	3.70	3.60	3.50	3.70	3.60	3.50		
Heating <sup>3</sup>	Capacity	kW	4.40	6.00	7.50	9.50	11.9	13.8	16.0	11.9	13.8	16.0		
	Rated input	kW	1.49	2.03	2.36	3.06	3.90	4.68	5.61	3.90	4.68	5.61		
	COP		2.95	2.95	3.18	3.10	3.05	2.95	2.85	3.05	2.95	2.85		
Cooling <sup>4</sup>	Capacity	kW	4.50	6.50	8.30	9.90	12.00	13.50	14.90	12.00	13.50	14.90		
	Rated input	kW	0.82	1.35	1.64	2.18	3.04	3.75	4.38	3.04	3.75	4.38		
	EER		5.50	4.80	5.05	4.55	3.95	3.60	3.40	3.95	3.60	3.40		
Cooling <sup>5</sup>	Capacity	kW	4.70	7.00	7.45	8.20	11.5	12.4	14.0	11.5	12.4	14.0		
	Rated input	kW	1.36	2.33	2.22	2.52	4.18	4.96	5.60	4.18	4.96	5.60		
	EER		3.45	3.00	3.35	3.25	2.75	2.50	2.50	2.75	2.50	2.50		
Seasonal space heating energy efficiency class <sup>6</sup>	Water outlet at 35°C	class	A+++											
	Water outlet at 55°C	class	A++											
Refrigerant	Type(GWP)		R32(675)											
	Charged volume	kg	1.40			1.40			1.75					
Sound power Level <sup>7</sup>	dB	55	58	59	60	65	65	68	65	65	68			
Unit dimension (W×H×D)	mm	1295×792×429			1385×945×526									
Packing dimension (W×H×D)	mm	1375×965×475			1465×1120×560									
Net/Gross weight	kg	98/121		121/148		144/170			160/188					
Outdoor air temperature range	Cooling	°C	-5~43											
	Heating	°C	-25~35											
	DHW	°C	-25~43											
Water side heat exchanger		Plate type												
Water pump	Max. pump head	m	9											
Water side connection	mm	R1"			R5/4"									
Backup E-heater <sup>8</sup>	Standard mounted	kW	/											
	Optional	kW	3	3	3/9	3/9	3/9	3/9	3/9	3/9	3/9	3/9		
	Capacity steps		1	1	1/3	1/3	1/3	1/3	1/3	1/3	1/3	1/3		
	Power supply	3kW 9kW	V/Ph/Hz	220-240/1/50						380-415/3/50				
Water outlet temperature range	Cooling	°C	5~25											
	Heating	°C	25~65											
	DHW (tank)	°C	30~60											

**Notes:**  
 1. Evaporator air in 7°C, 85% R.H., Condenser water in/out 30/35°C  
 2. Evaporator air in 7°C, 85% R.H., Condenser water in/out 40/45°C  
 3. Evaporator air in 7°C, 85% R.H., Condenser water in/out 47/55°C  
 4. Condenser air in 35°C, Evaporator water in/out 23/18°C  
 5. Condenser air in 35°C, Evaporator water in/out 12/7°C  
 6. Seasonal space heating energy efficiency class test in average climate general conditions.  
 7. Testing standard: EN12102-1.  
 8. Backup electric heater is built into all models. For three phase type backup electric heater, 3/6kW can be achieved by changing DIP switch when heat pump is equipped with 9kW.  
 9. Relevant EU standards and legislation: EN14511; EN14825; EN50564; EN12102; (EU) No 813/2013; (EU) No 813/2013; OJ 2014/C 207/02:2014.

# PREPLUMBED CYLINDERS AVAILABLE REDUCE TIME SPENT ON SITE



Capacity (L)	170	200	250	300
Height (mm)	1325	1550	1800	2050
Diameter (mm)	580	580	580	580
ASHP Coil Surface Area (m <sup>2</sup> )	2.2	3.3	3.3	3.3
ERP Rating	C	C	C	C
Immersion Rating (kW)	3	3	3	3
Standing Heat Loss (kWh/24hrs)	1.36	1.64	1.71	1.82

\*Based on thermostat set a 60°C

EV-Therm heat pumps are manufactured under licence for Ecovolt by the Midea Group and all testing and certification of the products are in accordance with the ECP programme for LCP-HP. Test certificates are available upon request

## EcoVolt Ltd

Unit 3B Rosemount Park Drive,  
Rosemount Business Park,  
Dublin 11, D11 HO29, Ireland

+353 (0)1 5240387  
info@ecovolt.ie  
www.ecovolt.ie

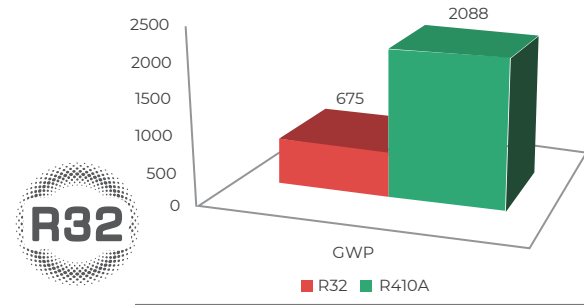


# R32 AIR SOURCE MONOBLOC HEAT PUMPS




## R32 ENVIRONMENTAL REFRIGERANT

- ❖ Higher heat transfer coefficient and better performance
- ❖ Less charged volume is needed in the system
- ❖ Less costs and easier to get R32
- ❖ Lower GWP and carbon emission (GWP: Global Warming Potential)



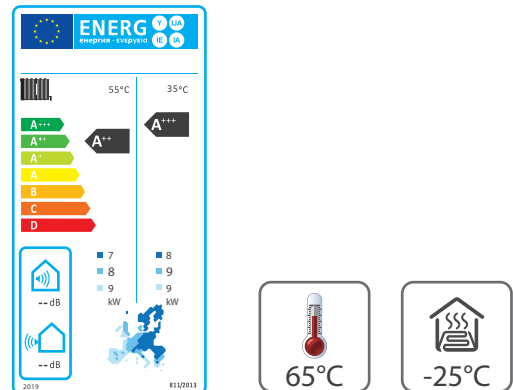
## INVERTER SYSTEM DESIGN

All the units are equipped with DC compressor, DC fan motor, DC pump, which allows precise control of motor speed, ensuring that only the power necessary to perfectly match the real load is used and energy saving.



## POWERFUL HEATING WITH HIGH EFFICIENCY

- ❖ No capacity attenuation at -10°C ambient temperature
- ❖ Operation range down to -25°C
- ❖ Maximum LWT reach 65°C
- ❖ Single point maximum COP 5.20
- ❖ SCOP 5.21, Energy efficiency level: A+++



## EXTREMELY SILENT

- ❖ Two level of silent mode provides more comfort
- ❖ Silent mode minimum sound power level 53dB
- ❖ Single fan compact structure design for big capacity outdoor unit with lower noise



Single fan structure Greatly reduces noise!

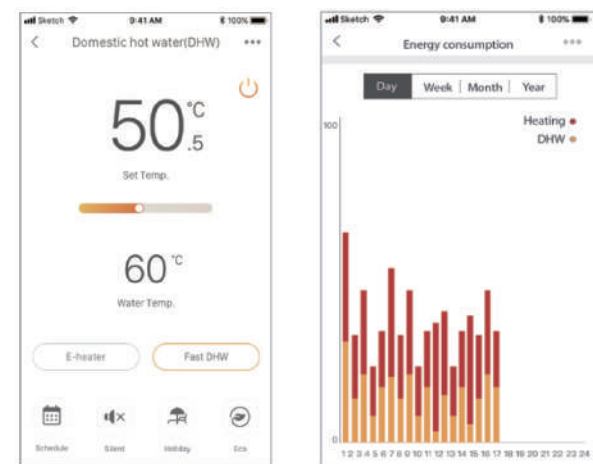
## MULTI-FUNCTION WIRED CONTROLLER AND APP CONTROL

- ❖ Multiple languages meet customer needs
- ❖ Modbus protocol and network flexibility
- ❖ Maximum 6 units controlled by one controller and automatic addressing; available on 31 May, 2020
- ❖ Holiday away & Holiday home makes life convenient
- ❖ Built-in wifi module supports APP control



Through APP, user can

- ❖ Check the running state of heat pump, zone switch, operation mode and temperature.
- ❖ Set switch, operation mode and temperature of each zone
- ❖ Know energy consumption and energy-saving suggestion



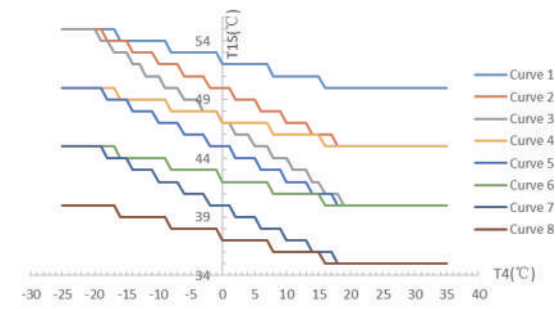
## SMART GRID FUNCTION

Heat pump adjusts the operation according to different electrical signals. Power consumption of the system can be automatically adjusted according to the peak and valley power to reduce the power consumption to the greatest extent



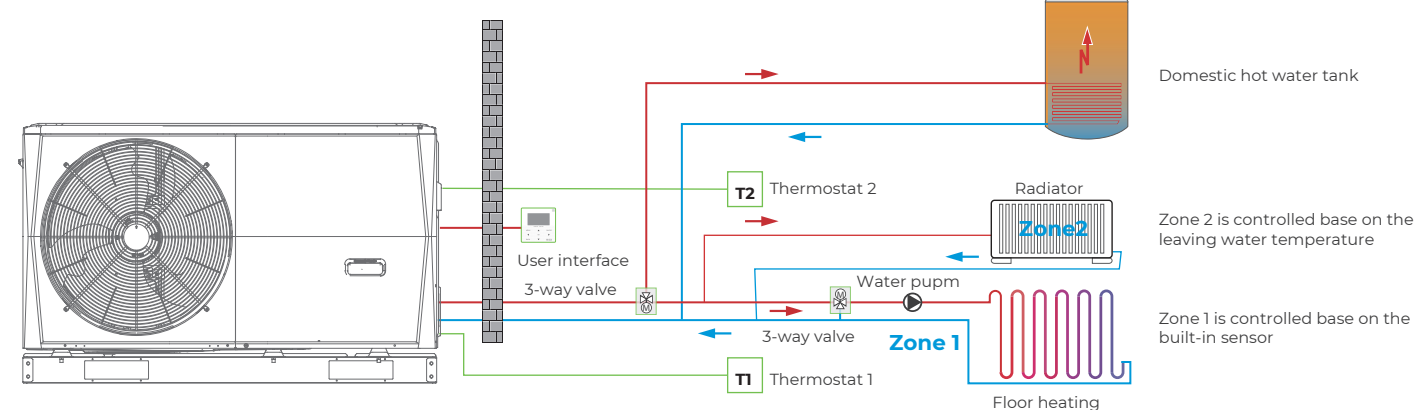
## CLIMATE CURVE FUNCTION

Totally there are 32 climate correlation curves for choice and one custom curve is optional. Once the curve is selected, the unit set the outlet water temperature automatically according to the outdoor ambient temperature, which realizes intelligent control.



## ZONES CONTROL MORE FLEXIBILITY

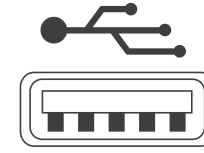
- ❖ More accurate low temperature area temperature control
- ❖ DC water pump accurate control of water flow and electromagnetic three-way valve cycle regulation to achieve stable low temperature heating



Hydronic box adapter board is optional. With the help of hydronic box adapter board, maximum 8 thermostats for 8 rooms are available to control heat pump, which greatly improves the operation convenience.

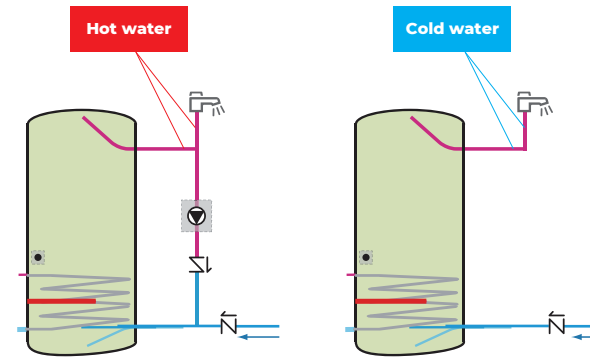
## USB FUNCTION

- ❖ Realize setting transmission between wired controllers
- ❖ Realize program upgrade with one key and save the time of on-site installation




## DHW PUMP FUNCTION

The DHW pump function is used to return water in the water pipe net to the hot water tank according to set timer. With the function, when hot water is needed, hot water will flow out from tap immediately without waiting time.



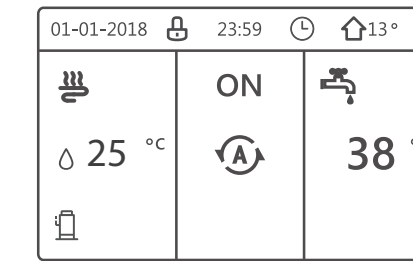
## DISINFECT FUNCTION

The disinfect function is used to kill legionella by 60-70 °C water to ensure the health and safety.

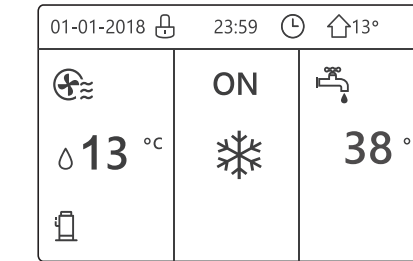


## MODE COMBINATION

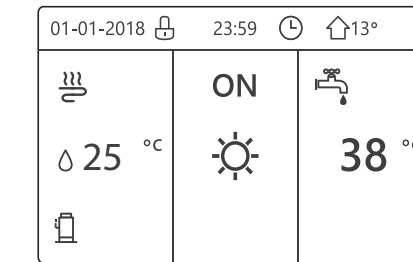
There are 4 single operation mode (Cool, Heat, DHW, Auto) and 3 combined operation mode to meet different demands of using.



Auto & DHW mode



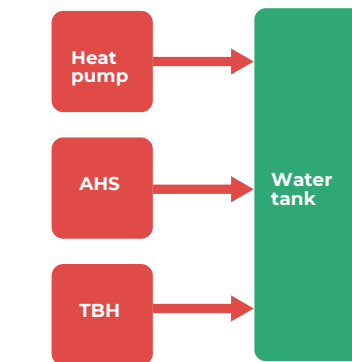
Cool & DHW mode



Heat & DHW mode

## FAST DHW FUNCTION

FAST DHW function is used to force the system to operate in DHW mode when hot water is needed urgently.

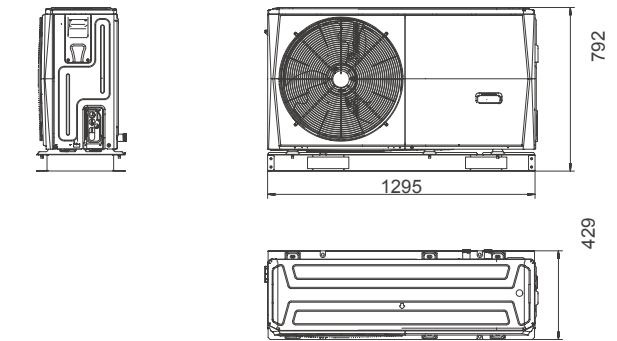



## ADDITIONAL CONTROL

- ❖ Remote control for ON/OFF, TBH, AHS
- ❖ Balance tank temperature sensor (field supplied) ensures accurate water temperature control

## UNIT DIMENSIONS (UNIT: MM)

### MONO 4~6KW



### MONO 8~16KW

